



# Musical Racers

little tikes

AGES 18+ MONTHS

ADULT SUPERVISION REQUIRED

ADULT BATTERY INSTALLATION REQUIRED

653209P, 654633, 653216P, 654640

SKUs: 654107, 654619, 654114, 654626

## INCLUDES

1 Vehicle

Each sold separately.



Buster the Bus  
(653209P, 654633)



Terry the Tractor  
(653216P, 654640)



Digley Digger  
(654107, 654619)



Tony the Truck  
(654114, 654626)

Illustrations are for reference only.  
Styles may vary from actual contents.

## REPLACING THE BATTERIES


The batteries included are for in-store demonstration. It is recommended that, prior to playing, an adult install fresh alkaline batteries. Here's how:

1. Using a Phillips screwdriver (not included) remove the screw and battery compartment cover from under the unit.
2. Install three (3) 1.5V AG13 (LR44) alkaline batteries (not included) making sure the (+) and (-) ends face the proper direction as indicated inside the battery compartment.
3. Replace the compartment cover and tighten the screw.

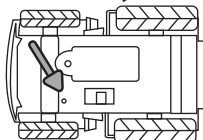
## LANGUAGE SELECT

Turn the vehicle on and, while the music is playing, insert a pointed object to press the button located under the vehicle for 2 seconds. Then, roll the vehicle to hear the song in French.

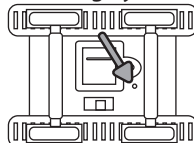
Buster




Terry



Digley



Tony



## LET'S PLAY

Roll the vehicle to hear nursery rhymes.

### Buster the Bus

"The wheels on the bus go round and round, round and round, round and round. The wheels on the bus go round and round, all through the town."

### Digley Digger

"I'm a little Digley, I'm bright and red. I like to make inventions; I like to help my friends. If you need a job done, you can count on me. The hardest working Digley that you ever did see."

### Terry the Tractor

"Up on McDonald's farm, Terry rolls through the mud, bouncing and sliding as he goes. Splish splash! He's having so much fun, rolling through all the mud. Terry the tractor tuk, tuk, tuk!"

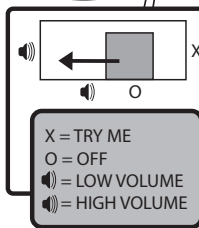
### Tony the Truck

"Tony the Truck is kind and sweet, and if he drops boxes in the street, his friends will always pick them up because they love gentle Tony Truck."

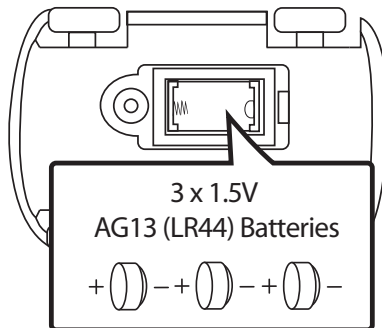
For full song, switch mode from 'TRY ME' to 'ON'

## BEFORE PLAYING!

Turn the switch under the vehicle from Try Me to low or high volume.



\* Play is limited in TRY ME mode. Move the switch to low or high volume for full play experience.



# BATTERY SAFETY INFORMATION

- Use only size "AG13" (LR44) alkaline batteries (3 required).
- Charging of rechargeable batteries should only be done under adult supervision.
- Remove rechargeable batteries from the product before recharging.
- Do not mix old and new batteries.
- Do not mix alkaline, standard (carbon-zinc), or rechargeable batteries.
- Be sure to insert the batteries correctly and follow the toy and battery manufacturer's instruction.
- Always remove exhausted or dead batteries from the product.
- Dispose of dead batteries properly: do not burn or bury them.
- Do not attempt to recharge non-rechargeable batteries.
- Avoid short-circuiting battery terminals.
- Remove batteries before placing the unit into storage for a prolonged period of time.

## **WARNING:**

This product contains a Button or Coin Cell Battery. A swallowed Button or Coin Cell Battery can cause internal chemical burns in as little as two hours and lead to death. Dispose of used batteries immediately. Keep new and used batteries away from children. If you think batteries might have been swallowed or placed inside any part of the body, seek immediate medical attention.

### **IMPORTANT NOTES ABOUT BUTTON BATTERIES**

#### **- WARNING - KEEP BATTERIES OUT OF REACH OF CHILDREN**

- Swallowing may lead to serious injury in as little as 2 hours or death, due to chemical burns and potential perforation of the esophagus.
- If you suspect your child has swallowed or inserted a button battery immediately call the 24-hour Poisons Information Centre on 13 1126 (Australia)/ your local emergency services for fast, expert advice.
- Examine devices and make sure the battery compartment is correctly secured, e.g. that the screw or other mechanical fastener is tightened. Do not use if compartment is not secure.
- Dispose of used button batteries immediately and safely. Flat batteries can still be dangerous.
- Adults shall tell potential users about the risk of button batteries and keep their children away from button cell. Adult supervision is required.

## **FCC COMPLIANCE**

NOTE: This equipment has been tested and found to comply with the limits for a Class B digital device, pursuant to Part 15 of the FCC Rules. These limits are designed to provide reasonable protection against harmful interference in a residential installation. This equipment generates, uses and can radiate radio frequency energy and, if not installed and used in accordance with the instructions, may cause harmful interference to radio communications. However, there is no guarantee that interference will not occur in a particular installation. If this equipment does cause harmful interference to radio or television reception, which can be determined by turning the equipment off and on, the user is encouraged to try to correct the interference by one or more of the following measures:

- Reorient or relocate the receiving antenna.
- Increase the separation between the equipment and receiver.
- Connect the equipment into an outlet on a circuit different than that to which the receiver is connected.
- Consult the dealer or an experienced radio/TV technician for help.

This device complies with Part 15 of the FCC Rules. Operation is subject to the following two conditions: (1) This device may not cause harmful interference, and (2) this device must accept any interference received, including interference that may cause undesired operation.

Caution: Modifications not authorized by the manufacturer may void user's authority to operate this device.  
CAN ICES-3 (B)/NMB-3(B).



'Let's care for the environment!'

The wheeled bin symbol indicates that the product must not be disposed of with other household waste. Please use designated collection points or recycling facilities when disposing of the item.

Do not treat old batteries as household waste. Take them to a designated recycling facility.

Please keep this manual as it contains important information.



Printed in China  
0520-0-E/INT

Little Tikes Consumer Service  
2180 Barlow Road Hudson, Ohio 44236  
U.S.A.  
1-800-321-0183

© The Little Tikes Company, an MGA Entertainment company. LITTLE TIKES® is a trademark of Little Tikes in the U.S. and other countries. All logos, names, characters, likenesses, images, slogans, and packaging appearance are the property of Little Tikes.

© 2020 Moonbug Entertainment Ltd.  
Little Baby Bum™ is a trademark of Moonbug Entertainment Ltd. and used under license. All Rights Reserved.

MGA Entertainment UK Ltd.  
50 Presley Way, Crownhill, Milton  
Keynes, MK8 0ES, Bucks, UK  
0800 521 558

MGA Entertainment (Netherlands) B.V.  
Baronie 68-70, 2404XG  
Alphen a/d Rijn, The Netherlands  
Tel: +31 (0) 172 758038  
E-mail: klantenservice@mgae.com



www.littletikes.com  
www.littletikes.co.uk  
www.littletikes.com.au

Imported by MGA Entertainment  
Australia Pty Ltd  
Suite 2.02, 32 Delhi Road  
Macquarie Park NSW 2113  
1300 059 676