

BATTERY SAFETY INFORMATION

- Use only size "AAA" (LR03) alkaline batteries (3 required).
- Charging of rechargeable batteries should only be done under adult supervision.
- Remove rechargeable batteries from the product before recharging.
- Do not mix old and new batteries.
- Do not mix alkaline, standard (carbon-zinc), or rechargeable batteries.
- Be sure to insert the batteries correctly and follow the toy and battery manufacturer's instruction.
- Always remove exhausted or dead batteries from the product.
- Dispose of dead batteries properly: do not burn or bury them.
- Do not attempt to recharge non-rechargeable batteries.
- Avoid short-circuiting battery terminals.
- Remove batteries before placing the unit into storage for a prolonged period of time.

FCC COMPLIANCE

NOTE: This equipment has been tested and found to comply with the limits for a Class B digital device, pursuant to Part 15 of the FCC Rules. These limits are designed to provide reasonable protection against harmful interference in a residential installation. This equipment generates, uses and can radiate radio frequency energy and, if not installed and used in accordance with the instructions, may cause harmful interference to radio communications. However, there is no guarantee that interference will not occur in a particular installation. If this equipment does cause harmful interference to radio or television reception, which can be determined by turning the equipment off and on, the user is encouraged to try to correct the interference by one or more of the following measures:

- Reorient or relocate the receiving antenna.
- Increase the separation between the equipment and receiver.
- Connect the equipment into an outlet on a circuit different from that to which the receiver is connected.
- Consult the dealer or an experienced radio/TV technician for help.

This device complies with Part 15 of the FCC Rules. Operation is subject to the following two conditions: (1) This device may not cause harmful interference, and (2) this device must accept any interference received, including interference that may cause undesired operation.

Caution: Modifications not authorized by the manufacturer may void users authority to operate this device.

CAN ICES-3 (B)/NMB-3(B).



'Let's care for the environment!'

The wheelie bin symbol indicates that the product must not be disposed of with other household waste. Please use designated collection points or recycling facilities when disposing of the item. Do not treat old batteries as household waste. Take them to a designated recycling facility.

Please keep this manual as it contains important information.



0818-0-E/INT

© The Little Tikes Company, an MGA Entertainment company. LITTLE TIKES® and KINGDOM BUILDERS™ are trademarks of Little Tikes in the U.S. and other countries. All logos, names, characters, likenesses, images, slogans, and packaging appearance are the property of Little Tikes. Little Tikes Consumer Service
2180 Barlow Road Hudson, Ohio 44236 U.S.A.
1-800-321-0183
Printed in China

MGA Entertainment UK Ltd.
50 Presley Way, Crownhill, Milton Keynes, MK8 0ES, Bucks, UK
0800 521 558

MGA Entertainment (Netherlands) B.V.
Klipperaak 201, 2411 ND Bodegraven, NL
Tel: +31 (0) 172-758 038
E-mail: klantenservice@mga.com

www.littletikes.com
www.littletikes.co.uk

little tikes


Visit our website at www.littletikes.com to register your product and to enter our sweepstakes. (No purchase necessary)



JJ O'Hammer™

little tikes

SKU: 648984 Ages 3+

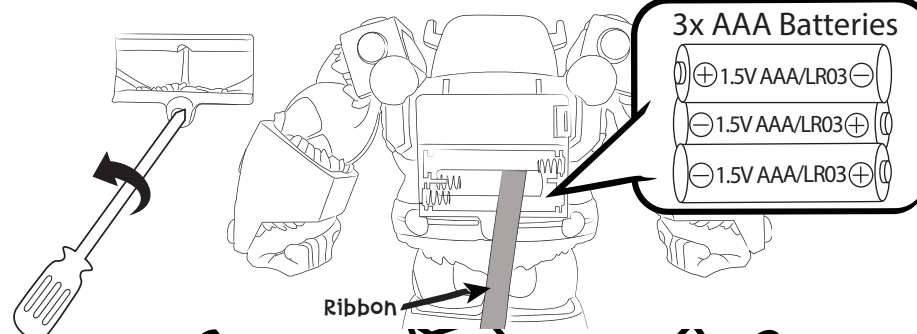


Illustrations are for reference only. Styles may vary from actual contents.

BATTERY INSTALLATION

The batteries included in your figure are for in-store demonstration. Before beginning, an adult must install fresh alkaline batteries. Here's how:

1. Using a Phillips screwdriver (not included), remove the screw and battery compartment cover located on the back of the figure.
2. Install three (3) fresh 1.5V AAA (LR03) alkaline batteries (not included) making sure the (+) and (-) ends face the proper direction as indicated inside the battery compartment.
NOTE: Batteries are layered with one battery on the bottom and the two remaining batteries above it. Position the ribbon inside the battery compartment as shown before installing batteries. Ribbon will aid in battery removal when batteries need to be replaced.
3. Replace the compartment cover and tighten the screw.




WELCOME TO KINGDOM BUILDERS™!

KINGDOM BUILDERS™ TAKES PLACE IN THE MAGICAL LAND OF BUILDERA,
WHERE YOU HAVE THE POWER TO BUILD ANYTHING YOU WANT.

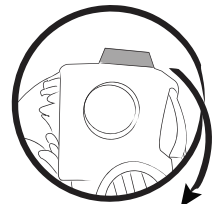
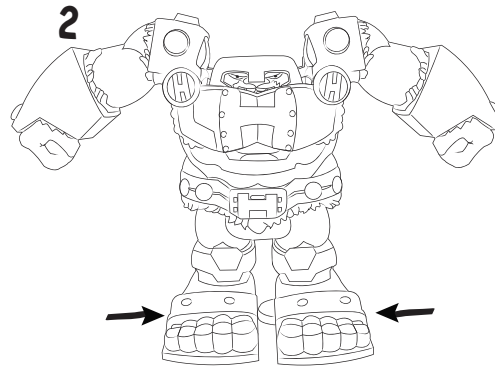
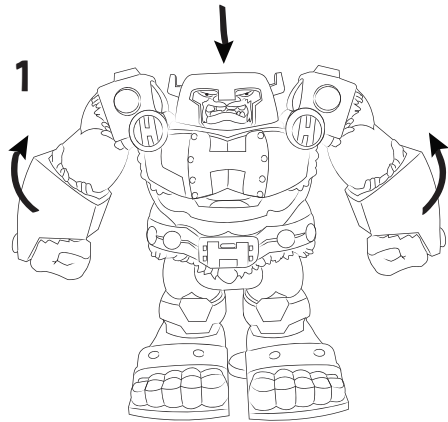

Builders

THE BUILDERS SEEK TO CREATE A BETTER KINGDOM FOR THE SUBJECTS OF BUILDERA. THE BUILDERS TRANSFORM INTO POWERFUL BUILDING TOOLS!

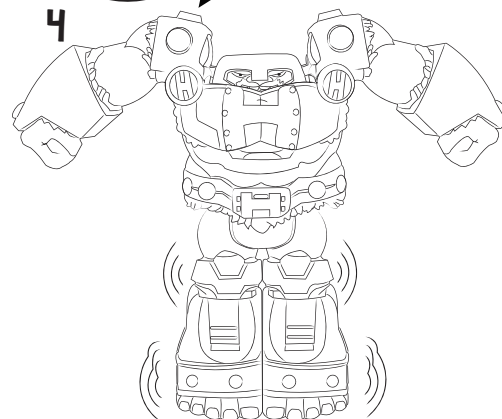



Bashers

THE BASHERS WANT TO BE BETTER BUILDERS BUT THEIR MISCHIEVOUS NATURE GETS IN THE WAY. THE BASHERS TRANSFORM INTO DEMOLISHING TOOLS!



Press and hold down to turn on.
Release to stop the jackhammer.



Toes Light Up!

COLLECT THEM ALL!
EACH SOLD SEPARATELY

WATCH US ON:



VISIT US AT:

LittleTikes.com/KingdomBuilders

IMPORTANT INFORMATION

- Keep jackhammer away from eyes and face. Do not throw or aim at people or pets.
- Do not allow long hair or loose apparel, such as shoestrings, near the moving jackhammer.
- Never run while holding the figure.
- Do not use jackhammer where actual tools should be used. This item is a toy and is intended for play purposes only.
- Jackhammer will work on all Kingdom Builders™ items and playsets. Collect them all!

LIMITED WARRANTY

The Little Tikes Company makes fun, high quality toys. We warrant to the original purchaser that this product is free of defects in materials or workmanship for one year* from the date of purchase (dated sales receipt is required for proof of purchase). At the sole election of The Little Tikes Company, the only remedies available under this warranty will be the replacement of the defective part or replacement of the product. This warranty is valid only if the product has been assembled and maintained per the instructions. This warranty does not cover abuse, accident, cosmetic issues such as fading or scratches from normal wear, or any other cause not arising from defects in material and workmanship. *The warranty period is three (3) months for daycare or commercial purchasers. U.S.A and Canada: For warranty service or replacement part information, please visit our website at www.littletikes.com, call 1-800-321-0183 or write to: Consumer Service, The Little Tikes Company, 2180 Barlow Road, Hudson OH 44236, U.S.A. Some replacement parts may be available for purchase after warranty expires—contact us for details. Outside U.S.A and Canada: Contact place of purchase for warranty service. This warranty gives you specific legal rights, and you may also have other rights, which vary from country/state to country/state. Some countries/states do not allow the exclusion or limitation of incidental or consequential damages, so the above limitation or exclusion may not apply to you.