



Dirt Diggers™ Dump Truck

Item no.: 619670


Age 2+ years
Adult supervision recommended

INTRODUCTION

Get ready to move some earth with the Little Tikes® Dirt Diggers™ Dumptruck! Fill the Dumptruck's giant container or detach it and use it by itself as a bucket and mold!

CONTENTS

- 1 Little Tikes® Dirt Diggers Dumptruck with Detachable Bucket



QUICK START

1. Roll the Dirt Digger Dumptruck wherever you want to gather dirt or sand.
NOTE: Remember to stay safe! Fill the Dumptruck with sand or soft dirt only where there are no large rocks, broken glass, or other harmful things.
NOTE: Be careful not to overfill the Dumptruck!
2. Fill up the container in the back of the Dumptruck to gather up dirt.
3. If you take the container off the Dumptruck (Fig. 1), it becomes a bucket with its own handle!

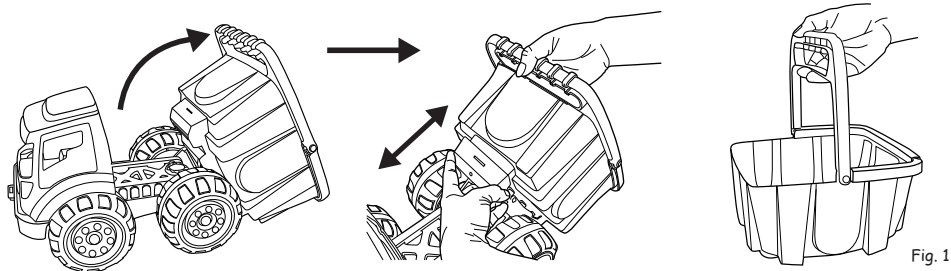


Fig. 1

4. Fill up the bucket and turn it upside down to use it as a mold to help build sand castles (Fig. 2)!

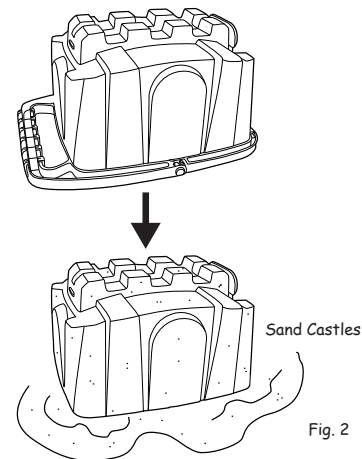


Fig. 2

5. Don't forget to put the bucket back onto the Dumptruck when you are done! Place the bucket back onto the back of the Dumptruck as shown in Figure 3:

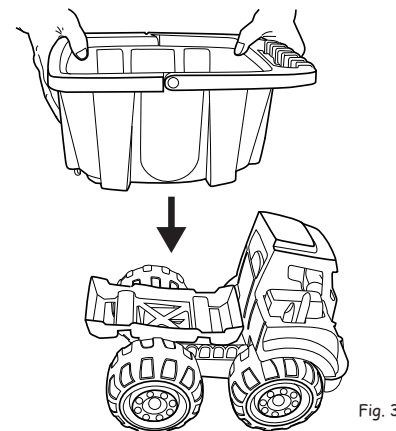


Fig. 3

NOTE: Remember to empty the Dumptruck's bucket once you are done playing with it!

Please keep this manual as it contains important information.



© The Little Tikes Company,
an MGA Entertainment company.
LITTLE TIKES® is a trademark of Little Tikes
in the U.S. and other countries. All logos, names,
characters, likenesses, images, slogans, and
packaging appearance are the property of Little Tikes.
Little Tikes Consumer Service
2180 Barlow Road
Hudson, Ohio 44236 U.S.A.
1-800-321-0183
Printed in China



0310-0-E/INT

www.littletikes.com